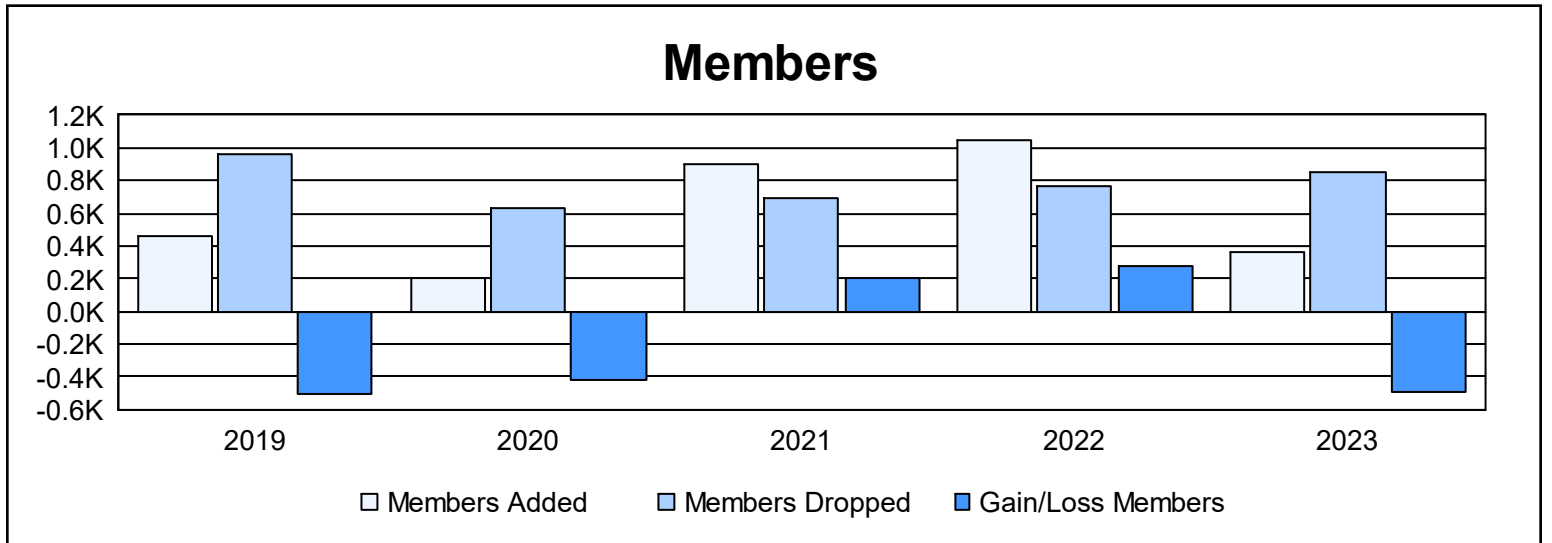
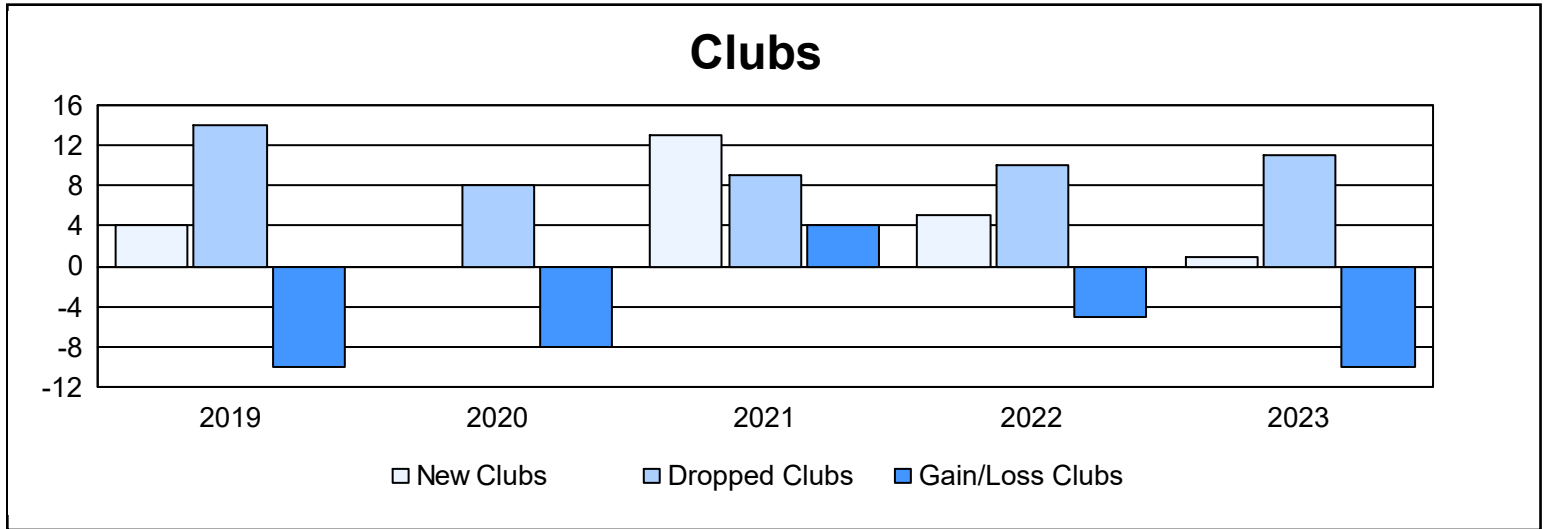
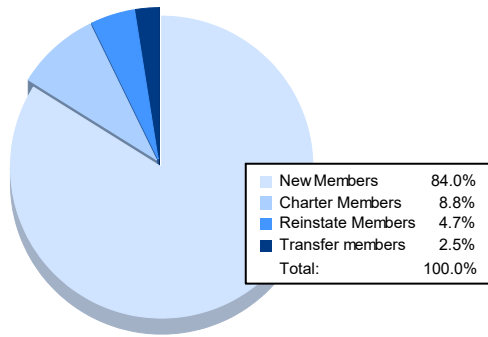


| Year | New Clubs | Dropped Clubs | Gain/ Loss Clubs | New Members | Charter Members | Reinstate Members | Transfer Members | Total Member Added | Total Members Dropped | Gain/ Loss Members |
|----------------|-----------|---------------|------------------|-------------|-----------------|-------------------|------------------|--------------------|-----------------------|--------------------|
| 2018-2019 | 4 | 14 | -10 | 263 | 106 | 79 | 10 | 458 | 960 | -502 |
| 2019-2020 | 0 | 8 | -8 | 158 | 3 | 36 | 13 | 210 | 634 | -424 |
| 2020-2021 | 13 | 9 | 4 | 479 | 321 | 94 | 10 | 904 | 698 | 206 |
| 2021-2022 | 5 | 10 | -5 | 623 | 234 | 159 | 27 | 1,043 | 761 | 282 |
| 2022-2023 | 1 | 11 | -10 | 304 | 32 | 17 | 9 | 362 | 850 | -488 |
| Average | 5 | 10 | -6 | 365 | 139 | 77 | 14 | 595 | 781 | -185 |



Membership Composition June 2023 Cumulative



Gender Composition June 2023 Cumulative

